

COLONIAL INTERMEDIATE HIGH INCOME FUND
Form N-Q
October 27, 2006

**UNITED STATES
SECURITIES AND EXCHANGE COMMISSION
Washington, D.C. 20549**

OMB APPROVAL
OMB Number: 3235-0578
Expires: May 31, 2007
Estimated average burden
hours per response.....21.09

FORM N-Q

**QUARTERLY SCHEDULE OF PORTFOLIO HOLDINGS OF REGISTERED
MANAGEMENT INVESTMENT COMPANY**

Investment Company Act file number 811-5567

Colonial Intermediate High Income Fund
(Exact name of registrant as specified in charter)

One Financial Center, Boston, Massachusetts
(Address of principal executive offices)

02111
(Zip code)

James R. Bordewick, Jr., Esq.
Columbia Management Advisors, LLC
One Financial Center
Boston, MA 02111
(Name and address of agent for service)

Registrant's telephone number, including area 1-617-426-3750
code:

Date of fiscal year end: 11/30/06

Date of reporting period: 8/31/06

Item 1. Schedule of Investments.

INVESTMENT PORTFOLIO

August 31, 2006 (Unaudited)

Colonial Intermediate High Income Fund

Par (\$)

Value (\$)*


Corporate Fixed-Income Bonds & Notes

123.0%



BASIC MATERIALS 9.8%

Chemicals 5.7%



Agricultural Chemicals 1.1%

Edgar Filing: COLONIAL INTERMEDIATE HIGH INCOME FUND - Form N-Q

IMC Global, Inc.			
	10.875%	08/01/13	310,000
Terra Capital, Inc.			347,200
	12.875%	10/15/08	420,000
			469,350
			816,550

Chemicals-Diversified 3.5%

Edgar Filing: COLONIAL INTERMEDIATE HIGH INCOME FUND - Form N-Q

BCP Crystal US Holdings Corp.				
	9.625%	06/15/14	215,000	233,006
EquiStar Chemicals LP				
	10.625%	05/01/11	345,000	370,875
Huntsman International LLC				
	8.375%	01/01/15(a)	455,000	451,587
Ineos Group Holdings PLC				
	7.875%	02/15/16(a)	EUR	220,000
	8.500%	02/15/16(a)	USD	265,000
Innophos Investments Holdings, Inc.				
		PIK,		
	13.405%	02/15/15(b)	211,601	219,007
Lyondell Chemical Co.				
	9.625%	05/01/07	390,000	397,800
NOVA Chemicals Corp.				
	6.500%	01/15/12	440,000	408,100
				2,600,238
Chemicals-Specialty	1.1%			

Edgar Filing: COLONIAL INTERMEDIATE HIGH INCOME FUND - Form N-Q

Chemtura Corp.			
	6.875% 06/01/16	350,000	338,625
Rhodia SA			
	8.875% 06/01/11	436,000	445,810
			784,435
Chemicals Total			4,201,223
Forest Products & Paper 2.7%			

Paper & Related Products 2.7%

Edgar Filing: COLONIAL INTERMEDIATE HIGH INCOME FUND - Form N-Q


Abitibi-Consolidated, Inc.			
	8.375% 04/01/15	380,000	345,800
Boise Cascade LLC			
	7.125% 10/15/14	190,000	176,700
	8.382% 10/15/12(b)	245,000	246,225
Buckeye Technologies, Inc.			
	8.500% 10/01/13	60,000	59,400

Par (\$) **Value (\$)**

Corporate Fixed-Income Bonds & Notes
(continued)



BASIC MATERIALS (continued)
Forest Products & Paper (continued)




Paper & Related Products (continued)

Edgar Filing: COLONIAL INTERMEDIATE HIGH INCOME FUND - Form N-Q

Georgia-Pacific Corp.			
	8.000% 01/15/24	530,000	522,050
Neenah Paper, Inc.			
	7.375% 11/15/14	130,000	121,062
NewPage Corp.			
	10.000% 05/01/12	250,000	258,125
	12.000% 05/01/13	105,000	108,413
Norske Skog			
	8.625% 06/15/11	190,000	186,675
			2,024,450
Forest Products & Paper Total			2,024,450
Iron/Steel 0.5%			

Steel-Producers 0.2%



Steel Dynamics, Inc.

9.500% 03/15/09

160,000

165,600

165,600

Steel-Specialty 0.3%

Edgar Filing: COLONIAL INTERMEDIATE HIGH INCOME FUND - Form N-Q

UCAR Finance, Inc.			
	10.250% 02/15/12	215,000	225,750
			225,750
Iron/Steel Total			391,350
Metals & Mining	0.9%		

Diversified Minerals 0.7%



FMG Finance Ltd.

10.625% 09/01/16(a)

505,000

502,475

502,475

Mining Services 0.2%

Edgar Filing: COLONIAL INTERMEDIATE HIGH INCOME FUND - Form N-Q

Hudson Bay Mining & Smelting Co., Ltd.	9.625% 01/15/12	105,000	114,713
			114,713
Metals & Mining Total			617,188
BASIC MATERIALS TOTAL			7,234,211

COMMUNICATIONS 27.7%

Media 11.5%

Broadcast Services/Programs 0.6%



Fisher Communications, Inc.

8.625% 09/15/14

190,000

195,225

Par (\$) **Value (\$)**

Corporate Fixed-Income Bonds & Notes (continued)



COMMUNICATIONS (continued)

Media (continued)



Broadcast Services/Programs (continued)

Edgar Filing: COLONIAL INTERMEDIATE HIGH INCOME FUND - Form N-Q

XM Satellite Radio, Inc.			
	9.750% 05/01/14(a)	280,000	263,200
			458,425
Cable TV	5.6%		

Edgar Filing: COLONIAL INTERMEDIATE HIGH INCOME FUND - Form N-Q

Atlantic Broadband Finance LLC			
	9.375% 01/15/14	305,000	294,325
Charter Communications Holdings I LLC			
	11.000% 10/01/15	475,000	421,563
Charter Communications Holdings II LLC			
	10.250% 09/15/10	645,000	653,062
Charter Communications Holdings LLC			
	9.920% 04/01/14	360,000	234,900
CSC Holdings, Inc.			
	7.625% 04/01/11	965,000	986,712
DirecTV Holdings LLC			
	6.375% 06/15/15	430,000	402,050
EchoStar DBS Corp.			
	6.625% 10/01/14	605,000	581,556
Insight Midwest LP			
	9.750% 10/01/09	275,000	279,813
Telenet Group Holding NV			
	(c) 06/15/14		
	(11.500% 12/15/08) (a)	368,000	316,480
			4,170,461
Multimedia 1.3%			

Edgar Filing: COLONIAL INTERMEDIATE HIGH INCOME FUND - Form N-Q

Advanstar Communications, Inc.			
	15.000% 10/15/11	310,000	323,175
Lamar Media Corp.			
	6.625% 08/15/15	310,000	290,625
Quebecor Media, Inc.			
	7.750% 03/15/16	330,000	326,700
			940,500
Publishing-Periodicals	2.8%		

Edgar Filing: COLONIAL INTERMEDIATE HIGH INCOME FUND - Form N-Q

Dex Media West LLC	9.875% 08/15/13	739,000	793,501
Dex Media, Inc.	(c) 11/15/13 (9.000% 11/15/08)	250,000	208,125
PriMedia, Inc.	8.000% 05/15/13	500,000	446,250

Par (\$) **Value (\$)**

Corporate Fixed-Income Bonds & Notes
(continued)



COMMUNICATIONS (continued)

Media (continued)



Publishing-Periodicals (continued)

Edgar Filing: COLONIAL INTERMEDIATE HIGH INCOME FUND - Form N-Q

RH Donnelley Corp.	8.875% 01/15/16	290,000	285,650
WDAC Subsidiary Corp.	8.375% 12/01/14(a)	370,000	371,850
			2,105,376

Radio 0.4%

Edgar Filing: COLONIAL INTERMEDIATE HIGH INCOME FUND - Form N-Q

CMP Susquehanna Corp.			
	9.875% 05/15/14(a)	325,000	303,063
Television	0.8%		303,063

Edgar Filing: COLONIAL INTERMEDIATE HIGH INCOME FUND - Form N-Q

LIN Television Corp.				
	6.500%	05/15/13	320,000	295,200
Sinclair Broadcast Group, Inc.				
	8.750%	12/15/11	255,000	266,156
				561,356
Media Total				8,539,181
Telecommunication Services				16.2%

Cellular Telecommunications 6.4%

Edgar Filing: COLONIAL INTERMEDIATE HIGH INCOME FUND - Form N-Q

Digicel Ltd.			
	9.250% 09/01/12(a)	640,000	667,200
Dobson Cellular Systems, Inc.			
	8.375% 11/01/11	400,000	414,000
	9.875% 11/01/12	510,000	544,425
Horizon PCS, Inc.			
	11.375% 07/15/12	190,000	214,225
iPCS Escrow Co.			
	11.500% 05/01/12	170,000	191,250
Nextel Communications, Inc.			
	7.375% 08/01/15	315,000	324,116
Nextel Partners, Inc.			
	8.125% 07/01/11	390,000	409,500
Rogers Cantel, Inc.			
	9.750% 06/01/16	385,000	463,925
Rogers Wireless, Inc.			
	8.000% 12/15/12	255,000	266,475
Rural Cellular Corp.			
	8.250% 03/15/12	320,000	328,000
	9.750% 01/15/10	65,000	64,675

Par (\$) **Value (\$)**

Corporate Fixed-Income Bonds & Notes (continued)



COMMUNICATIONS (continued)

Telecommunication Services (continued)



Cellular Telecommunications (continued)

Edgar Filing: COLONIAL INTERMEDIATE HIGH INCOME FUND - Form N-Q

	11.239% 11/01/12(b)	285,000	293,550
US Unwired, Inc.			
	10.000% 06/15/12	500,000	550,000
			4,731,341

Satellite Telecommunications 2.5%

Edgar Filing: COLONIAL INTERMEDIATE HIGH INCOME FUND - Form N-Q

Hughes Network Systems LLC/HNS Finance Corp.			
	9.500% 04/15/14(a)	130,000	131,950
Inmarsat Finance II PLC			
	(c) 11/15/12		
	(10.375% 11/15/08)	460,000	401,350
Intelsat Bermuda, Ltd.			
	11.250% 06/15/16(a)	485,000	502,581
Intelsat Subsidiary Holding Co., Ltd.			
	8.250% 01/15/13	400,000	399,000
PanAmSat Corp.			
	9.000% 08/15/14	226,000	229,955
Zeus Special Subsidiary Ltd.			
	(c) 02/01/15		
	(9.250% 02/01/10) (a)	330,000	226,050
			1,890,886

Telecommunication Equipment 0.5%

Lucent Technologies, Inc.

6.450% 03/15/29

475,000

404,938

404,938

Telecommunication Services 2.0%

Edgar Filing: COLONIAL INTERMEDIATE HIGH INCOME FUND - Form N-Q

Embarq Corp.			
	7.082% 06/01/16	165,000	168,356
	7.995% 06/01/36	165,000	172,451
Nordic Telephone Co. Holdings ApS			
	8.250% 05/01/16	240,000	324,771
	8.875% 05/01/16(a)	150,000	156,000
Syniverse Technologies, Inc.			
	7.750% 08/15/13	260,000	252,850
Time Warner Telecom Holdings, Inc.			
	9.250% 02/15/14	380,000	395,200
			1,469,628

Telephone-Integrated 4.3%

Cincinnati Bell, Inc.

7.000% 02/15/15

370,000

360,750

Par (\$) **Value (\$)**

Corporate Fixed-Income Bonds & Notes
(continued)



COMMUNICATIONS (continued)

Telecommunication Services (continued)



Telephone-Integrated (continued)

Edgar Filing: COLONIAL INTERMEDIATE HIGH INCOME FUND - Form N-Q

Citizens Communications Co.			
	9.000% 08/15/31	545,000	574,975
Qwest Communications International, Inc.			
	7.500% 02/15/14	250,000	247,813
Qwest Corp.			
	7.500% 10/01/14(a)	145,000	147,538
	7.500% 06/15/23	575,000	560,625
	8.875% 03/15/12	525,000	568,312
US LEC Corp.			
	13.620% 10/01/09(b)	225,000	237,656
Windstream Corp.			
	8.625% 08/01/16(a)	455,000	481,162
			3,178,831
Wireless Equipment	0.5%		

Edgar Filing: COLONIAL INTERMEDIATE HIGH INCOME FUND - Form N-Q

American Towers, Inc.			
	7.250% 12/01/11	335,000	344,213
			344,213
Telecommunication Services Total			12,019,837
COMMUNICATIONS TOTAL			20,559,018

CONSUMER CYCLICAL 22.3%

Airlines 0.6%



Airlines 0.6%

Continental Airlines, Inc.			
	7.568% 12/01/06	475,000	474,249
			474,249
Airlines Total			474,249
Apparel 1.7%			

Apparel Manufacturers 1.7%

Edgar Filing: COLONIAL INTERMEDIATE HIGH INCOME FUND - Form N-Q

Broder Brothers Co.			
	11.250% 10/15/10	235,000	221,488
Levi Strauss & Co.			
	9.750% 01/15/15	550,000	569,250
Phillips-Van Heusen Corp.			
	7.250% 02/15/11	400,000	399,000
	8.125% 05/01/13	60,000	61,650
			1,251,388
Apparel Total			1,251,388

Par (\$) **Value (\$)**

Corporate Fixed-Income Bonds & Notes
(continued)



CONSUMER CYCLICAL (continued)

Auto Manufacturers 0.4%



Auto-Cars/Light Trucks 0.4%

Edgar Filing: COLONIAL INTERMEDIATE HIGH INCOME FUND - Form N-Q

General Motors Corp.			
	8.375% 07/15/33	350,000	293,125
Auto Manufacturers Total			293,125
Auto Parts & Equipment	1.8%		293,125

Auto/Truck Parts & Equipment-Original 0.5%

Edgar Filing: COLONIAL INTERMEDIATE HIGH INCOME FUND - Form N-Q

TRW Automotive, Inc.			
	9.375% 02/15/13	340,000	362,950
Auto/Truck Parts & Equipment-Replacement			362,950
0.4%			

Edgar Filing: COLONIAL INTERMEDIATE HIGH INCOME FUND - Form N-Q

Commercial Vehicle Group			
	8.000% 07/01/13	310,000	295,275
			295,275
Rubber-Tires	0.9%		

Edgar Filing: COLONIAL INTERMEDIATE HIGH INCOME FUND - Form N-Q

Goodyear Tire & Rubber Co.			
	9.000% 07/01/15	695,000	696,738
			696,738
Auto Parts & Equipment Total			1,354,963
Distribution/Wholesale 0.3%			

Distribution/Wholesale 0.3%

Edgar Filing: COLONIAL INTERMEDIATE HIGH INCOME FUND - Form N-Q

Buhrmann US, Inc.			
	7.875% 03/01/15	230,000	223,100
			223,100
Distribution/Wholesale Total			223,100
Entertainment 2.0%			

Gambling (Non-Hotel) 0.5%

Edgar Filing: COLONIAL INTERMEDIATE HIGH INCOME FUND - Form N-Q

Global Cash Access LLC			
	8.750% 03/15/12	332,000	347,355
			347,355
Music	1.0%		

Edgar Filing: COLONIAL INTERMEDIATE HIGH INCOME FUND - Form N-Q

Steinway Musical Instruments, Inc.			
	7.000% 03/01/14(a)	345,000	332,925
Warner Music Group			
	7.375% 04/15/14	410,000	394,625
			727,550

Par (\$) **Value (\$)**

Corporate Fixed-Income Bonds & Notes
(continued)



CONSUMER CYCLICAL (continued)

Entertainment (continued)



Resorts/Theme Parks 0.5%


Six Flags, Inc.			
	9.625% 06/01/14	435,000	388,237
			388,237
Entertainment Total			1,463,142
Home Builders	0.8%		

Building-Residential/Commercial 0.8%

Edgar Filing: COLONIAL INTERMEDIATE HIGH INCOME FUND - Form N-Q

K. Hovnanian Enterprises, Inc.				
	6.375%	12/15/14	235,000	208,563
	8.875%	04/01/12	170,000	164,050
KB Home				
	5.875%	01/15/15	290,000	256,461
Home Builders Total				629,074
Home Furnishings 0.5%				629,074

Home Furnishings 0.5%



Edgar Filing: COLONIAL INTERMEDIATE HIGH INCOME FUND - Form N-Q

Sealy Mattress Co.	8.250% 06/15/14	330,000	333,300
			333,300
Home Furnishings Total			333,300
Leisure Time 1.4%			

Cruise Lines 0.8%



Royal Caribbean Cruises Ltd.

7.000% 06/15/13

535,000

537,176

537,176

Leisure & Recreational Products 0.3%

K2, Inc.

7.375% 07/01/14

245,000

237,650

237,650

Recreational Centers 0.3%

Edgar Filing: COLONIAL INTERMEDIATE HIGH INCOME FUND - Form N-Q

Town Sports International, Inc.

	(c) 02/01/14		
	(11.000% 02/01/09)	286,000	231,660
Leisure Time Total			231,660
Lodging 8.8%			1,006,486

Casino Hotels 7.7%



CCM Merger, Inc.	8.000% 08/01/13(a)	480,000	459,600
-------------------------	--------------------	---------	---------

Par (\$) **Value (\$)**

Corporate Fixed-Income Bonds & Notes
(continued)



CONSUMER CYCLICAL (continued)

Lodging (continued)



Casino Hotels (continued)

Edgar Filing: COLONIAL INTERMEDIATE HIGH INCOME FUND - Form N-Q

Chukchansi Economic Development Authority	8.780% 11/15/12(a)(b)	275,000	283,250
Circus & Eldorado/Silver Legacy Capital Corp.	10.125% 03/01/12	300,000	315,000
Galaxy Entertainment Finance Co., Ltd.	9.875% 12/15/12(a)	325,000	340,437
Greektown Holdings LLC	10.750% 12/01/13(a)	385,000	405,212
Hard Rock Hotel, Inc.	8.875% 06/01/13	520,000	558,350
Jacobs Entertainment, Inc.	9.750% 06/15/14(a)	210,000	209,738
Kerzner International Ltd.	6.750% 10/01/15	475,000	508,250
MGM Mirage	6.000% 10/01/09	270,000	263,925
	6.750% 09/01/12	480,000	466,800
	8.500% 09/15/10	115,000	121,038
Mohegan Tribal Gaming Authority	6.125% 02/15/13	210,000	200,288
Pinnacle Entertainment, Inc.	8.250% 03/15/12	575,000	577,875
Pokagon Gaming Authority	10.375% 06/15/14(a)	200,000	211,500
Station Casinos, Inc.	6.000% 04/01/12	390,000	372,937
Wynn Las Vegas LLC	6.625% 12/01/14	450,000	429,750
			5,723,950
Hotels & Motels	1.1%		

Edgar Filing: COLONIAL INTERMEDIATE HIGH INCOME FUND - Form N-Q

Hilton Hotels Corp.	7.500% 12/15/17	290,000	304,966
ITT Corp.	7.375% 11/15/15	480,000	511,200
			816,166
Lodging Total			6,540,116

Par (\$) **Value (\$)**

Corporate Fixed-Income Bonds & Notes
(continued)



CONSUMER CYCLICAL (continued)

Retail 3.6%



Retail-Automobiles 0.8%

Edgar Filing: COLONIAL INTERMEDIATE HIGH INCOME FUND - Form N-Q

Asbury Automotive Group, Inc.			
	8.000% 03/15/14	360,000	351,000
AutoNation, Inc.			
	7.000% 04/15/14(a)	140,000	138,075
	7.507% 04/15/13(a)(b)	85,000	85,425
			574,500

Retail-Drug Stores 0.5%



Rite Aid Corp.

7.500% 01/15/15

350,000

334,250

334,250

Retail-Home Furnishings 0.5%

Tempur-Pedic, Inc.

10.250% 08/15/10

382,000

400,145


400,145

Retail-Propane Distributors 1.1%

Edgar Filing: COLONIAL INTERMEDIATE HIGH INCOME FUND - Form N-Q

AmeriGas Partners LP	7.125% 05/20/16	295,000	286,887
Ferrellgas Partners LP	8.750% 06/15/12	300,000	310,500
Inergy LP/Inergy Finance Corp.	8.250% 03/01/16	240,000	246,600
			843,987

Retail-Restaurants 0.7%



Edgar Filing: COLONIAL INTERMEDIATE HIGH INCOME FUND - Form N-Q

Dave & Buster s, Inc.	11.250% 03/15/14(a)	230,000	213,900
Landry s Restaurants, Inc.	7.500% 12/15/14	305,000	288,225
			502,125
Retail Total			2,655,007

Par (\$) **Value (\$)**

Corporate Fixed-Income Bonds & Notes
(continued)



CONSUMER CYCLICAL (continued)

Textiles 0.4%



Textile-Products 0.4%

Edgar Filing: COLONIAL INTERMEDIATE HIGH INCOME FUND - Form N-Q

INVISTA			
	9.250% 05/01/12(a)	270,000	283,500
Textiles Total			283,500
CONSUMER CYCLICAL TOTAL			16,507,450

CONSUMER NON-CYCLICAL 19.4%

Agriculture 0.7%

Tobacco 0.7%



Edgar Filing: COLONIAL INTERMEDIATE HIGH INCOME FUND - Form N-Q

Alliance One International, Inc.			
	11.000% 05/15/12	240,000	240,000
Reynolds American, Inc.			
	7.625% 06/01/16(a)	290,000	302,573
Agriculture Total			542,573
Beverages 1.1%			542,573

Beverages-Non-Alcoholic 0.4%



Cott Beverages, Inc.

8.000% 12/15/11

270,000

273,375

273,375

Beverages-Wine/Spirits 0.7%

Edgar Filing: COLONIAL INTERMEDIATE HIGH INCOME FUND - Form N-Q

Constellation Brands, Inc.			
	7.250% 09/01/16	295,000	296,475
	8.125% 01/15/12	245,000	254,188
			550,663
Beverages Total			824,038

Biotechnology 0.5%

Medical-Biomedical/Gene 0.5%

Bio-Rad Laboratories, Inc.			
	7.500% 08/15/13	375,000	380,625
			380,625
Biotechnology Total			380,625
Commercial Services	5.4%		

Commercial Services 0.5%

Iron Mountain, Inc.			
	7.750% 01/15/15	350,000	346,500
			346,500


Par (\$) **Value (\$)**

Corporate Fixed-Income Bonds & Notes
(continued)



CONSUMER NON-CYCLICAL (continued)

Commercial Services (continued)



Commercial Services-Finance 0.2%

Edgar Filing: COLONIAL INTERMEDIATE HIGH INCOME FUND - Form N-Q

Dollar Financial Group, Inc.			
	9.750% 11/15/11	141,000	151,575
			151,575
Funeral Services & Related Items	0.6%		

Edgar Filing: COLONIAL INTERMEDIATE HIGH INCOME FUND - Form N-Q

Service Corp. International			
	6.750% 04/01/16	230,000	218,500
	7.700% 04/15/09	240,000	245,400
			463,900

Printing-Commercial 0.7%

Edgar Filing: COLONIAL INTERMEDIATE HIGH INCOME FUND - Form N-Q

Quebecor World Capital Corp.	8.750% 03/15/16(a)	330,000	310,200
Sheridan Group	10.250% 08/15/11	210,000	211,575
			521,775

Private Corrections 0.9%

Edgar Filing: COLONIAL INTERMEDIATE HIGH INCOME FUND - Form N-Q

Corrections Corp. of America	6.250% 03/15/13	360,000	347,850
GEO Group, Inc.	8.250% 07/15/13	355,000	353,225
			701,075

Rental Auto/Equipment 2.5%

Edgar Filing: COLONIAL INTERMEDIATE HIGH INCOME FUND - Form N-Q

Ashtead Capital, Inc.			
	9.000% 08/15/16(a)	230,000	234,600
Ashtead Holdings PLC			
	8.625% 08/01/15(a)	350,000	350,000
Avis Budget Car Rental LLC			
	7.625% 05/15/14(a)	235,000	223,250
	7.750% 05/15/16(a)	160,000	151,296
Hertz Corp.			
	8.875% 01/01/14(a)	390,000	404,625
United Rentals North America, Inc.			
	6.500% 02/15/12	295,000	279,512
	7.750% 11/15/13	210,000	201,075
			1,844,358
Commercial Services Total			4,029,183

Par (\$) **Value (\$)**

Corporate Fixed-Income Bonds & Notes
(continued)



CONSUMER NON-CYCLICAL (continued)

Cosmetics/Personal Care 0.9%




Cosmetics & Toiletries 0.9%

Edgar Filing: COLONIAL INTERMEDIATE HIGH INCOME FUND - Form N-Q

DEL Laboratories, Inc.			
	8.000% 02/01/12	355,000	301,750
Elizabeth Arden, Inc.			
	7.750% 01/15/14	360,000	346,500
			648,250
Cosmetics/Personal Care Total			648,250
Food	2.0%		

Food-Confectionery 0.2%



Merisant Co.

9.500% 07/15/13

215,000


139,750

139,750

Food-Dairy Products 0.4%

Dean Foods Co.	7.000% 06/01/16	320,000	316,800
			316,800

Food-Miscellaneous/Diversified 1.4%



Edgar Filing: COLONIAL INTERMEDIATE HIGH INCOME FUND - Form N-Q

Dole Food Co., Inc.			
	8.625% 05/01/09	352,000	346,720
Pinnacle Foods Holding Corp.			
	8.250% 12/01/13	470,000	461,775
Reddy Ice Holdings, Inc.			
	(c) 11/01/12		
	(10.500% 11/01/08)	230,000	197,800
			1,006,295
Food Total			1,462,845
Healthcare Services 3.1%			

Dialysis Centers 0.4%



DaVita, Inc.

7.250% 03/15/15

325,000

318,500

318,500

Medical-HMO 0.5%

Coventry Health Care, Inc.

8.125% 02/15/12

340,000

354,450


354,450

Medical-Hospitals 0.8%

Tenet Healthcare Corp.	9.875% 07/01/14	630,000	614,250
			614,250

Par (\$) **Value (\$)**

Corporate Fixed-Income Bonds & Notes
(continued)



CONSUMER NON-CYCLICAL (continued)

Healthcare Services (continued)



Medical-Outpatient/Home Medical 0.2%

Select Medical Corp.



Edgar Filing: COLONIAL INTERMEDIATE HIGH INCOME FUND - Form N-Q

	7.625% 02/01/15	205,000	177,325
MRI/Medical Diagnostic Imaging	0.2%		177,325

Edgar Filing: COLONIAL INTERMEDIATE HIGH INCOME FUND - Form N-Q

MedQuest, Inc.			
	11.875% 08/15/12	145,000	134,125
Physical Therapy/Rehab Centers 0.2%			134,125

Edgar Filing: COLONIAL INTERMEDIATE HIGH INCOME FUND - Form N-Q

Healthsouth Corp.			
	10.750% 06/15/16(a)	150,000	153,375
Physician Practice Management	0.8%		153,375

Edgar Filing: COLONIAL INTERMEDIATE HIGH INCOME FUND - Form N-Q

US Oncology Holdings, Inc.			
	10.675% 03/15/15(b)	145,000	147,175
US Oncology, Inc.			
	9.000% 08/15/12	390,000	403,650
			550,825
Healthcare Services Total			2,302,850
Household Products/Wares 2.1%			

Consumer Products-Miscellaneous 1.8%

Edgar Filing: COLONIAL INTERMEDIATE HIGH INCOME FUND - Form N-Q

American Greetings Corp.	7.375% 06/01/16	255,000	256,594
Amscan Holdings, Inc.	8.750% 05/01/14	385,000	344,575
Jostens IH Corp.	7.625% 10/01/12	335,000	328,300
Scotts Co.	6.625% 11/15/13	380,000	366,700
			1,296,169
Office Supplies & Forms	0.3%		

Edgar Filing: COLONIAL INTERMEDIATE HIGH INCOME FUND - Form N-Q

ACCO Brands Corp.	7.625% 08/15/15	270,000	255,825
			255,825
Household Products/Wares Total			1,551,994
Pharmaceuticals 3.6%			

Medical-Drugs 1.4%

Elan Finance PLC	7.750% 11/15/11	505,000	484,800
-------------------------	-----------------	---------	---------

Par (\$)

Value (\$)

Corporate Fixed-Income Bonds & Notes
(continued)



CONSUMER NON-CYCLICAL
(continued)

Pharmaceuticals (continued)



Medical-Drugs (continued)

Edgar Filing: COLONIAL INTERMEDIATE HIGH INCOME FUND - Form N-Q

Rotavax LLC	10.520% 10/15/14	250,000	250,000
Warner Chilcott Corp.	8.750% 02/01/15	300,000	300,000
			1,034,800
Medical-Generic Drugs	0.6%		

Edgar Filing: COLONIAL INTERMEDIATE HIGH INCOME FUND - Form N-Q

Mylan Laboratories, Inc.			
	6.375% 08/15/15	445,000	428,869
Medical-Wholesale Drug Distribution	0.9%		428,869

Edgar Filing: COLONIAL INTERMEDIATE HIGH INCOME FUND - Form N-Q

AmerisourceBergen Corp.				
	5.875% 09/15/15		225,000	218,023
Nycomed A/S				
	PIK,			
	11.750% 09/15/13(a)	EUR	341,257	476,549
				694,572

Pharmacy Services 0.3%

Omnicare, Inc.	6.750% 12/15/13	USD	220,000	211,200
				211,200

Vitamins & Nutrition Products	0.4%			
--	-------------	--	--	--

Edgar Filing: COLONIAL INTERMEDIATE HIGH INCOME FUND - Form N-Q

NBTY, Inc.	7.125% 10/01/15	265,000	251,750
			251,750
Pharmaceuticals Total			2,621,191
CONSUMER NON-CYCLICAL TOTAL			14,363,549

ENERGY 13.0%

Coal 1.2%


Coal 1.2%



Edgar Filing: COLONIAL INTERMEDIATE HIGH INCOME FUND - Form N-Q

Arch Western Finance LLC			
	6.750% 07/01/13	415,000	400,475
Massey Energy Co.			
	6.875% 12/15/13	535,000	496,212
Coal Total			896,687
Oil & Gas	4.7%		896,687

Oil & Gas Drilling 0.3%



Pride International, Inc.	7.375% 07/15/14	220,000	223,850
			223,850

Par (\$) **Value (\$)**

Corporate Fixed-Income Bonds & Notes
(continued)



ENERGY (continued)

Oil Companies-Exploration & Production 3.6%



Edgar Filing: COLONIAL INTERMEDIATE HIGH INCOME FUND - Form N-Q

Chesapeake Energy Corp.			
	6.375% 06/15/15	270,000	256,500
	7.500% 06/15/14	370,000	372,775
Compton Petroleum Finance Corp.			
	7.625% 12/01/13	365,000	355,875
Forest Oil Corp.			
	8.000% 12/15/11	220,000	227,150
Magnum Hunter Resources, Inc.			
	9.600% 03/15/12	283,000	299,980
Newfield Exploration Co.			
	6.625% 04/15/16	255,000	247,988
PetroHawk Energy Corp.			
	9.125% 07/15/13(a)	355,000	361,212
Pogo Producing Co.			
	6.625% 03/15/15	295,000	280,988
Quicksilver Resources, Inc.			
	7.125% 04/01/16	290,000	276,950
			2,679,418
Oil Refining & Marketing	0.8%		

Edgar Filing: COLONIAL INTERMEDIATE HIGH INCOME FUND - Form N-Q

Premcor Refining Group, Inc.			
	7.500% 06/15/15	235,000	245,448
Tesoro Corp.			
	6.625% 11/01/15(a)	325,000	313,625
			559,073
Oil & Gas Total			3,462,341
Oil & Gas Services	0.8%		

Oil-Field Services 0.8%

Edgar Filing: COLONIAL INTERMEDIATE HIGH INCOME FUND - Form N-Q

Hornbeck Offshore Services, Inc.			
	6.125% 12/01/14	365,000	340,362
Newpark Resources, Inc.			
	8.625% 12/15/07	270,000	270,000
			610,362
Oil & Gas Services Total			610,362

Par (\$) **Value (\$)**

Corporate Fixed-Income Bonds & Notes
(continued)



ENERGY (continued)

Pipelines 6.3%



Pipelines 6.3%

Edgar Filing: COLONIAL INTERMEDIATE HIGH INCOME FUND - Form N-Q

Atlas Pipeline Partners LP			
	8.125% 12/15/15	255,000	260,100
Colorado Interstate Gas Co.			
	6.800% 11/15/15	460,000	455,890
El Paso Performance-Linked Trust			
	7.750% 07/15/11(a)	210,000	213,938
MarkWest Energy Partners LP			
	6.875% 11/01/14	315,000	295,312
	8.500% 07/15/16(a)	130,000	131,625
Northwest Pipeline Corp.			
	8.125% 03/01/10	130,000	135,200
Pacific Energy Partners LP/Pacific Energy Finance Corp.			
	6.250% 09/15/15	410,000	400,775
Sonat, Inc.			
	7.625% 07/15/11	1,160,000	1,186,100
Southern Natural Gas Co.			
	8.875% 03/15/10	250,000	262,262
Williams Companies, Inc.			
	6.375% 10/01/10(a)	860,000	846,025
	8.125% 03/15/12	215,000	226,825
	8.750% 03/15/32	215,000	231,663
			4,645,715
Pipelines Total			4,645,715
ENERGY TOTAL			9,615,105

FINANCIALS 7.6%

Diversified Financial Services 6.5%

Finance-Auto Loans 4.1%



Edgar Filing: COLONIAL INTERMEDIATE HIGH INCOME FUND - Form N-Q

Ford Motor Credit Co.			
	7.375% 02/01/11	870,000	836,874
	9.875% 08/10/11	505,000	527,625
General Motors Acceptance Corp.			
	6.875% 09/15/11	770,000	758,357
	8.000% 11/01/31	865,000	874,247
			2,997,103

Finance-Investment Banker/Broker 1.1%



E*Trade Financial Corp.	8.000% 06/15/11	425,000	440,937
--------------------------------	-----------------	---------	---------

Par (\$) **Value (\$)**

Corporate Fixed-Income Bonds & Notes
(continued)




FINANCIALS (continued)

Diversified Financial Services (continued)



Finance-Investment Banker/Broker (continued)

LaBranche & Co., Inc.



Edgar Filing: COLONIAL INTERMEDIATE HIGH INCOME FUND - Form N-Q

	11.000% 05/15/12	345,000	370,013
Special Purpose Entity	1.3%		810,950

Edgar Filing: COLONIAL INTERMEDIATE HIGH INCOME FUND - Form N-Q

Dow Jones CDX High Yield Index	8.750% 12/29/10(a)	970,000	987,557
			987,557
Diversified Financial Services Total			4,795,610
Real Estate Investment Trusts (REITs)	1.1%		

REITS-Hotels 0.6%

Edgar Filing: COLONIAL INTERMEDIATE HIGH INCOME FUND - Form N-Q


Host Marriott LP			
	6.750% 06/01/16	510,000	494,700
REITS-Regional Malls	0.5%		494,700

Edgar Filing: COLONIAL INTERMEDIATE HIGH INCOME FUND - Form N-Q

Rouse Co. LP			
	6.750% 05/01/13(a)	350,000	348,462
			348,462
Real Estate Investment Trusts (REITs) Total			843,162
FINANCIALS TOTAL			5,638,772

INDUSTRIALS 15.9%

Aerospace & Defense 1.3%



Aerospace/Defense-Equipment 0.7%

Edgar Filing: COLONIAL INTERMEDIATE HIGH INCOME FUND - Form N-Q

DRS Technologies, Inc.	6.875% 11/01/13	355,000	344,350
Sequa Corp.	9.000% 08/01/09	160,000	168,800
			513,150
Electronics-Military	0.6%		

Edgar Filing: COLONIAL INTERMEDIATE HIGH INCOME FUND - Form N-Q

L-3 Communications Corp.			
	5.875% 01/15/15	105,000	99,225
	6.375% 10/15/15	340,000	327,250
			426,475
Total Aerospace & Defense			939,625
Building Materials	1.3%		

Building & Construction Products-Miscellaneous

0.5%




Nortek, Inc.	8.500% 09/01/14	275,000	255,750
---------------------	-----------------	---------	---------

Par (\$) **Value (\$)**

Corporate Fixed-Income Bonds & Notes
(continued)



INDUSTRIALS (continued)
Building Materials (continued)



Building & Construction Products-Miscellaneous
(continued)

Edgar Filing: COLONIAL INTERMEDIATE HIGH INCOME FUND - Form N-Q

NTK Holdings, Inc.

(c) 03/01/14

(10.750% 09/01/09)

235,000

157,450

413,200

Building Products-Air & Heating 0.4%

Edgar Filing: COLONIAL INTERMEDIATE HIGH INCOME FUND - Form N-Q

Goodman Global Holding Co., Inc.			
	7.875% 12/15/12	290,000	271,875
			271,875
Building Products-Cement/Aggregation	0.4%		

RMCC Acquisition Co.			
	9.500% 11/01/12(a)	265,000	276,925
			276,925
Building Materials Total			962,000
Electronics	0.6%		

Electronic Components-Miscellaneous 0.6%

Flextronics International Ltd.			
	6.250% 11/15/14	445,000	425,531
			425,531
Electronics Total			425,531
Environmental Control	1.6%		

Non-Hazardous Waste Disposal 1.6%

Edgar Filing: COLONIAL INTERMEDIATE HIGH INCOME FUND - Form N-Q

Allied Waste North America, Inc.			
	7.125% 05/15/16(a)	585,000	568,912
	7.875% 04/15/13	590,000	597,375
			1,166,287
Environmental Control Total			1,166,287
Machinery-Construction & Mining 0.4%			

Machinery-Construction & Mining 0.4%



Edgar Filing: COLONIAL INTERMEDIATE HIGH INCOME FUND - Form N-Q

Terex Corp.			
	7.375% 01/15/14	330,000	330,000
			330,000
Machinery-Construction & Mining Total			330,000
Machinery-Diversified	0.9%		

Machinery-General Industry 0.5%



Douglas Dynamics LLC

7.750% 01/15/12(a)

240,000

226,800


Par (\$) **Value (\$)**

Corporate Fixed-Income Bonds & Notes
(continued)



INDUSTRIALS (continued)

Machinery-Diversified (continued)



Machinery-General Industry (continued)

Manitowoc Co., Inc.



Edgar Filing: COLONIAL INTERMEDIATE HIGH INCOME FUND - Form N-Q

	7.125% 11/01/13	165,000	162,525
Machinery-Material Handling	0.4%		389,325

Edgar Filing: COLONIAL INTERMEDIATE HIGH INCOME FUND - Form N-Q

Columbus McKinnon Corp.			
	8.875% 11/01/13	255,000	260,100
			260,100
Machinery-Diversified Total			649,425
Metal Fabricate/Hardware	0.7%		

Metal Processors & Fabrication 0.7%

Edgar Filing: COLONIAL INTERMEDIATE HIGH INCOME FUND - Form N-Q

Mueller Group, Inc.			
	10.000% 05/01/12	146,000	159,140
Mueller Holdings, Inc.			
	(c) 04/15/14		
	(14.750% 04/15/09)	175,000	154,000
TriMas Corp.			
	9.875% 06/15/12	205,000	194,238
			507,378
Metal Fabricate/Hardware Total			507,378
Miscellaneous Manufacturing	2.4%		

Diversified Manufacturing Operators 2.0%

Edgar Filing: COLONIAL INTERMEDIATE HIGH INCOME FUND - Form N-Q

Bombardier, Inc.	6.300% 05/01/14(a)	640,000	569,600
J.B. Poindexter & Co.	8.750% 03/15/14	270,000	224,100
Koppers Industries, Inc.	9.875% 10/15/13	236,000	255,470
Trinity Industries, Inc.	6.500% 03/15/14	445,000	430,537
			1,479,707
Miscellaneous Manufacturing	0.4%		

Edgar Filing: COLONIAL INTERMEDIATE HIGH INCOME FUND - Form N-Q

Nutro Products, Inc.			
	10.750% 04/15/14(a)	305,000	321,775
			321,775
Miscellaneous Manufacturing Total			1,801,482

Par (\$) **Value (\$)**

Corporate Fixed-Income Bonds & Notes
(continued)



INDUSTRIALS (continued)

Packaging & Containers 3.7%



Containers-Metal/Glass 2.1%

Edgar Filing: COLONIAL INTERMEDIATE HIGH INCOME FUND - Form N-Q

Crown Americas LLC & Crown Americas Capital Corp.	7.750% 11/15/15	525,000	527,625
Owens-Brockway Glass Container, Inc.	8.250% 05/15/13	900,000	911,250
Owens-Illinois, Inc.	7.500% 05/15/10	140,000	138,600
			1,577,475
Containers-Paper/Plastic	1.6%		

Edgar Filing: COLONIAL INTERMEDIATE HIGH INCOME FUND - Form N-Q

Consolidated Container Co., LLC	(c) 06/15/09 (10.750% 06/15/07)	240,000	228,000
Jefferson Smurfit Corp.	8.250% 10/01/12	450,000	426,375
MDP Acquisitions PLC	9.625% 10/01/12	365,000	380,969
Solo Cup Co.	8.500% 02/15/14	130,000	113,100
			1,148,444
Packaging & Containers Total			2,725,919
Transportation 3.0%			

Transportation-Marine 1.3%

Edgar Filing: COLONIAL INTERMEDIATE HIGH INCOME FUND - Form N-Q

Ship Finance International Ltd.			
	8.500% 12/15/13	440,000	421,300
Stena AB			
	7.500% 11/01/13	555,000	546,675
			967,975
Transportation-Railroad	0.5%		

Edgar Filing: COLONIAL INTERMEDIATE HIGH INCOME FUND - Form N-Q

TFM SA de CV			
	9.375% 05/01/12	375,000	397,031
Transportation-Services	0.9%		397,031

Edgar Filing: COLONIAL INTERMEDIATE HIGH INCOME FUND - Form N-Q

CHC Helicopter Corp.	7.375% 05/01/14	450,000	423,000
PHI, Inc.	7.125% 04/15/13(a)	260,000	247,650
			670,650

Par (\$) **Value (\$)**

Corporate Fixed-Income Bonds & Notes
(continued)



INDUSTRIALS (continued)
Transportation (continued)



Transportation-Trucks 0.3%

QDI LLC			
	9.000% 11/15/10	225,000	215,438
			215,438
Transportation Total			2,251,094
INDUSTRIALS TOTAL			11,758,741

TECHNOLOGY 1.5%

Computers 0.4%



Computer Services 0.4%

Sungard Data Systems, Inc.			
	9.125% 08/15/13	265,000	273,612
			273,612
Computers Total			273,612
Office/Business Equipment	0.6%		

Office Automation & Equipment 0.6%

Edgar Filing: COLONIAL INTERMEDIATE HIGH INCOME FUND - Form N-Q

Xerox Corp.			
	6.400% 03/15/16	100,000	99,010
	7.125% 06/15/10	370,000	382,025
			481,035
Office/Business Equipment Total			481,035
Semiconductors 0.5%			

Electronic Components-Semiconductors 0.5%



Edgar Filing: COLONIAL INTERMEDIATE HIGH INCOME FUND - Form N-Q

Amkor Technology, Inc.			
	9.250% 06/01/16	200,000	190,500
Freescale Semiconductor, Inc.			
	6.875% 07/15/11	200,000	204,000
Semiconductors Total			394,500
TECHNOLOGY TOTAL			1,149,147

UTILITIES 5.8%

Electric 5.8%

Electric-Generation 1.7%



Edgar Filing: COLONIAL INTERMEDIATE HIGH INCOME FUND - Form N-Q

AES Corp.			
	7.750% 03/01/14	430,000	442,900
	9.000% 05/15/15(a)	110,000	118,663
	9.500% 06/01/09	115,000	123,050

Par (\$) **Value (\$)**

Corporate Fixed-Income Bonds & Notes
(continued)




UTILITIES (continued)

Electric (continued)



Electric-Generation (continued)

Edison Mission Energy



Edgar Filing: COLONIAL INTERMEDIATE HIGH INCOME FUND - Form N-Q

	7.730% 06/15/09	585,000	598,162
Electric-Integrated	1.5%		1,282,775

Edgar Filing: COLONIAL INTERMEDIATE HIGH INCOME FUND - Form N-Q

CMS Energy Corp.			
	6.875% 12/15/15	200,000	200,500
	8.500% 04/15/11	125,000	134,063
Nevada Power Co.			
	9.000% 08/15/13	120,000	130,809
Sierra Pacific Resources			
	6.750% 08/15/17	355,000	349,574
TECO Energy, Inc.			
	7.000% 05/01/12	255,000	262,331
			1,077,277
Independent Power Producer 2.6%			

Edgar Filing: COLONIAL INTERMEDIATE HIGH INCOME FUND - Form N-Q

Dynegy Holdings, Inc.			
	6.875% 04/01/11	300,000	288,000
	7.125% 05/15/18	240,000	211,800
Mirant North America LLC			
	7.375% 12/31/13	490,000	485,100
MSW Energy Holdings LLC			
	7.375% 09/01/10	170,000	170,850
	8.500% 09/01/10	305,000	314,150
NRG Energy, Inc.			
	7.250% 02/01/14	225,000	222,188
	7.375% 02/01/16	265,000	261,025
			1,953,113
Electric Total			4,313,165
UTILITIES TOTAL			4,313,165

Total Corporate Fixed-Income Bonds & Notes
(cost of \$91,638,735)

91,139,158

Par (\$) **Value (\$)**

Preferred Stocks 2.7%



COMMUNICATIONS 1.0%

Media 1.0%



Radio 1.0%

Edgar Filing: COLONIAL INTERMEDIATE HIGH INCOME FUND - Form N-Q

Spanish Broadcasting System, Inc.	PIK,		
	10.750%	692	750,820
			750,820
Media Total			750,820
COMMUNICATIONS TOTAL			750,820

FINANCIALS 1.7%

Real Estate Investment Trusts (REITs) 1.7%



REITS-Diversified 1.7%

Edgar Filing: COLONIAL INTERMEDIATE HIGH INCOME FUND - Form N-Q


iStar Financial, Inc.	7.800%	13,000	328,657
	7.875%	15,007	382,678
Sovereign Real Estate Investment Corp.	12.000% 01/01/00(a)	365,000	503,700
			1,215,035
Real Estate Investment Trusts (REITs) Total			1,215,035
FINANCIALS TOTAL			1,215,035

Total Preferred Stocks
(cost of \$1,966,480)

1,965,855

Shares

Common Stocks 1.1%



CONSUMER DISCRETIONARY 0.1%

Media 0.1%



Edgar Filing: COLONIAL INTERMEDIATE HIGH INCOME FUND - Form N-Q

	Sinclair Broadcast Group, Inc., Class A	15,000	115,800
Media Total			115,800
CONSUMER DISCRETIONARY TOTAL			115,800

INDUSTRIALS 0.0%

Commercial Services & Supplies 0.0%


Fairlane Management
Corp. (d)(e)(f)(g)

8,000

Commercial Services & Supplies Total
INDUSTRIALS TOTAL

MATERIALS 0.2%

Chemicals 0.2%



Edgar Filing: COLONIAL INTERMEDIATE HIGH INCOME FUND - Form N-Q

	Lyondell Chemical Co.	5,000	129,900
Chemicals Total			129,900
MATERIALS TOTAL			129,900


TELECOMMUNICATION SERVICES	0.6%
Diversified Telecommunication Services	0.4%

Edgar Filing: COLONIAL INTERMEDIATE HIGH INCOME FUND - Form N-Q

	Embarq Corp. (g)	2,692	126,927
	NTL, Inc.	7,355	194,834
Diversified Telecommunication Services Total			321,761

Shares **Value (\$)**

Common Stocks (continued)



TELECOMMUNICATION SERVICES

(continued)

Wireless Telecommunication Services 0.2%



Edgar Filing: COLONIAL INTERMEDIATE HIGH INCOME FUND - Form N-Q

	Sprint Nextel Corp.	7,853	132,873
Wireless Telecommunication Services Total			132,873
TELECOMMUNICATION SERVICES TOTAL			454,634

UTILITIES 0.2%

Independent Power Producers & Energy Traders

0.2%

Edgar Filing: COLONIAL INTERMEDIATE HIGH INCOME FUND - Form N-Q

	Mirant Corp. (g)	4,780	138,477
Independent Power Producers & Energy Traders Total			138,477
UTILITIES TOTAL			138,477

Total Common Stocks
(cost of \$948,949)

838,811

Par (\$)

Municipal Bonds 0.8%



Edgar Filing: COLONIAL INTERMEDIATE HIGH INCOME FUND - Form N-Q

CALIFORNIA 0.8%

CA Cabazon Band Mission Indians

13.000% 10/01/11(b)(f)

575,000

606,430

CALIFORNIA TOTAL

606,430

Total Municipal Bonds
(cost of \$575,000)

606,430

Convertible Bonds 0.6%

COMMUNICATIONS 0.6%

Telecommunication Services 0.6%



Telecommunication Equipment 0.3%

Edgar Filing: COLONIAL INTERMEDIATE HIGH INCOME FUND - Form N-Q

Nortel Networks Corp.				
	4.250%	09/01/08	275,000	260,219
				260,219
Telephone-Integrated	0.3%			


Edgar Filing: COLONIAL INTERMEDIATE HIGH INCOME FUND - Form N-Q

NTL Cable PLC				
	8.750% 04/15/14	EUR	160,000	215,212
				215,212
Telecommunication Services Total				475,431
COMMUNICATIONS TOTAL				475,431

Total Convertible Bonds (cost of \$468,128)	475,431
---	----------------

Units **Value (\$)**

Warrants 0.1%



COMMUNICATIONS 0.0%

Media 0.0%




Broadcast Services/Programs 0.0%

Edgar Filing: COLONIAL INTERMEDIATE HIGH INCOME FUND - Form N-Q

XM Satellite Radio Holdings, Inc.	Expires 03/15/10(a)(g)	USD	600	3,000
				3,000
Media Total				3,000
Telecommunication Services	0.0%			

Cellular Telecommunications 0.0%



	UbiquiTel, Inc.	Expires 04/15/10(a)(d)(e)(f)(g)	525
Telecommunication Services	0.0%		

Edgar Filing: COLONIAL INTERMEDIATE HIGH INCOME FUND - Form N-Q

Jazztel PLC	Expires 07/15/10(d)(e)(f)(g)	EUR	350
Telecommunication Services Total			
COMMUNICATIONS TOTAL			3,000

INDUSTRIALS 0.1%
Transportation 0.1%

Transportation-Trucks 0.1%



Edgar Filing: COLONIAL INTERMEDIATE HIGH INCOME FUND - Form N-Q

QDI LLC	Expires 01/15/07(a)(d)(f)(g)	USD	2,041	40,075
				40,075
Transportation Total				40,075
INDUSTRIALS TOTAL				40,075

Total Warrants
(cost of \$97,125)


43,075

Par (\$)

Short-Term Obligation 8.1%



Repurchase agreement with State Street Bank & Trust Co., dated 08/31/06, due 09/01/06 at 5.160%, collateralized by a U.S. Treasury Bond maturing 08/15/28, market value of \$6,105,461 (repurchase proceeds \$5,982,857) (cost of \$5,982,000)	5,982,000	5,982,000
--	-----------	-----------



Total Short-Term Obligation (cost of \$5,982,000)	5,982,000
--	------------------

Total Investments	136.4%	101,050,760
(cost of \$101,676,417)(h)(i)		

Other Assets & Liabilities,	(26,943,287)
Net (36.4)%	

Net Assets 100.0%

74,107,473



Notes to Investment Portfolio:

*

Security Valuation:

Debt securities generally are valued by pricing services approved by the Fund's Board of Trustees, based upon market transactions for normal, institutional-size trading units of similar securities. The services may use various pricing techniques which take into account appropriate factors such as yield, quality, coupon rate, maturity, type of issue, trading characteristics and other data, as well as broker quotes. Debt securities for which quotations are readily available are valued at an over-the-counter or exchange bid quotation. Certain debt securities, which tend to be more thinly traded and of lesser quality, are priced based on fundamental analysis of the financial condition of the issuer and the estimated value of any collateral. Valuations developed through pricing techniques may vary from the actual amounts realized upon sale of the securities, and the potential variation may be greater for those securities valued using fundamental analysis.

Equity securities, exchange traded funds and securities of certain investment companies are valued at the last sale price on the principal exchange on which they trade, except for securities traded on the NASDAQ, which are valued at the NASDAQ official close price. Unlisted securities or listed securities for which there were no sales during the day are valued at the closing bid price on such exchanges or over-the-counter markets.

Short-term debt obligations maturing within 60 days are valued at amortized cost, which approximates market value.

Forward currency exchange contracts are valued at the prevailing forward exchange rate of the underlying currencies.

Foreign securities are generally valued at the last sale price on the foreign exchange or market on which they trade. If any foreign share prices are not readily available as a result of limited share activity, the securities are valued at the last sale price of the local shares in the principal market in which such securities are normally traded.

Generally, trading in foreign securities is substantially completed each day at various times prior to the close of the New York Stock Exchange (NYSE). The values of such securities used in computing the net asset value of the Fund's

shares are determined as of such times. Foreign currency exchange rates are generally determined at 4:00 p.m. Eastern (U.S.) time. Events affecting the values of such foreign securities and such exchange rates may occur between the times at which they are determined and the close of the customary trading session of the NYSE, which would not be reflected in the computation of the Fund's net asset value. If events materially affecting the values of such foreign securities occur and it is determined that market quotations are not reliable, then these foreign securities will be valued at their fair value using procedures approved by the Board of Trustees.

Investments for which market quotations are not readily available, or have quotations which management believes are not appropriate, are valued at fair value as determined in good faith under consistently applied procedures established by and under the general supervision of the Board of Trustees. If a security is valued at a fair value, such value is likely to be different from the last quoted market price for the security.


- (a) Security exempt from registration pursuant to Rule 144A under the Securities Act of 1933. These securities may be resold in transactions exempt from registration, normally to qualified institutional buyers. At August 31, 2006, these securities, which are not illiquid, amounted to \$16,690,572, which represents 22.5% of net assets.

Acquisition

Edgar Filing: COLONIAL INTERMEDIATE HIGH INCOME FUND - Form N-Q


Security	Date	Par/Units	Cost	Value
----------	------	-----------	------	-------

QDI LLC	06/01/02	2,041	\$	40,075
---------	----------	-------	----	--------



UbiquiTel, Inc.	04/11/00	525	26,600
-----------------	----------	-----	--------

\$ 40,075



(b) The interest rate shown on floating rate or variable rate securities reflects the rate at August 31, 2006.

- (c) Step bond. This security is currently not paying coupon. Shown parenthetically is the next interest rate to be paid and the date the Fund will begin accruing at this rate.

- (d) Represents fair value as determined in good faith under procedures approved by the Board of Trustees.

(e) Security has no value.

(f) Illiquid security.

(g) Non-income producing security.

(h) Cost for federal income tax purposes is \$101,757,342.

- (i) Unrealized appreciation and depreciation at August 31, 2006 based on cost of investments for federal income tax purposes was:

Unrealized

Unrealized

Net Unrealized

Appreciation

Depreciation

Depreciation

Edgar Filing: COLONIAL INTERMEDIATE HIGH INCOME FUND - Form N-Q

\$ 1,888,489 \$ (2,595,071) \$ (706,582)

At August 31, 2006, the Trust had entered into the following forward currency exchange contracts:

Forward Currency Contracts to Sell	Value	Aggregate Face Value	Settlement Date	Unrealized Appreciation/ (Depreciation)
EUR	\$ 955,342	\$ 951,745	09/15/06	\$ (3,597)
EUR	278,930	280,296	10/25/06	1,366
				\$ (2,231)

Acronym	Name

--	--	--	--	--

	EUR	Euro	

		PIK	Payment-In-Kind	

	REIT	Real Estate Investment Trust	
--	------	------------------------------	--

	USD	United States Dollar	

Item 2. Controls and Procedures.

(a) The registrant's principal executive officer and principal financial officer, based on their evaluation of the registrant's disclosure controls and procedures as of a date within 90 days of the filing of this report, have concluded that such controls and procedures are adequately designed to ensure that information required to be disclosed by the registrant in Form N-Q is accumulated and communicated to the registrant's management, including the principal executive officer and principal financial officer, or persons performing similar functions, as appropriate to allow timely decisions regarding required disclosure.

(b) There were no changes in the registrant's internal control over financial reporting that occurred during the registrant's last fiscal quarter that has materially affected, or is reasonably likely to materially affect, the registrant's internal control over financial reporting.

Item 3. Exhibits.

Certifications pursuant to Rule 30a-2(a) under the Investment Company Act of 1940 (17 CFR 270.30a-2(a)) attached hereto as Exhibit 99.CERT.

SIGNATURES

Pursuant to the requirements of the Securities Exchange Act of 1934 and the Investment Company Act of 1940, the registrant has duly caused this report to be signed on its behalf by the undersigned, thereunto duly authorized.

(registrant) Colonial Intermediate High Income Fund

By (Signature and Title) /s/ Christopher L. Wilson
Christopher L. Wilson, President

Date October 27, 2006

Pursuant to the requirements of the Securities Exchange Act of 1934 and the Investment Company Act of 1940, this report has been signed below by the following persons on behalf of the registrant and in the capacities and on the dates indicated.

By (Signature and Title) /s/ Christopher L. Wilson
Christopher L. Wilson, President

Date October 27, 2006

By (Signature and Title) /s/ J. Kevin Connaughton
J. Kevin Connaughton, Treasurer

Date October 27, 2006
